





## SERIES 60, Single Tube

## SERIES 60, Double Tube

### 60 Series, 6' Dish

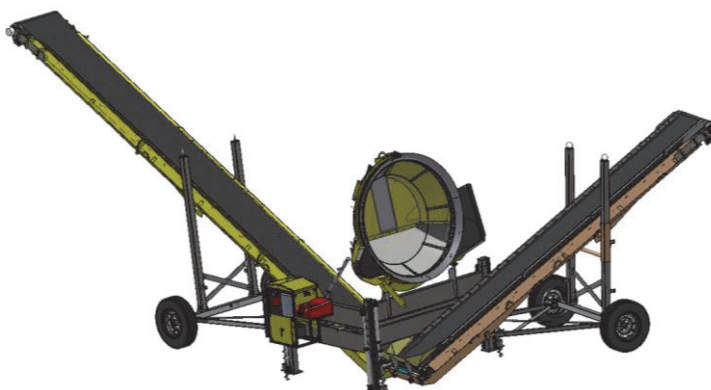
6 Gal. Fuel &  
9 GAL HYD Tanks



13HP Engine Option



Modular Design Allows for Adding 20', 30' or 40' Conveyors



Capable of screening:

- Compost
- Topsoil
- Mulch/wood chips
- Trash
- Street Sweepings
- Rock/Asphalt
- And Much More